





# HOW TO MAKE A MARDI GRAS STREAMER



- 1.** Pick up one metal ring, one purple ribbon, one green ribbon, one yellow ribbon, one white ribbon, and one gold ribbon.
- 2.** With each color of ribbon, tie a double knot around the metal ring at the middle point of the ribbon.
- 3.** You can include 1-2 bells if you'd like! After double-knotting a piece of ribbon, loop in a bell and tie another double knot.
- 4.** Now you can keep rhythm and sway to any beat with the festive colors of Mardi Gras!