

Inquiry Guide



Photo credit: Disney

Applause Series

Winnie the Pooh: The New Musical Adaptation

Thursday, Nov. 3 - Friday, Nov. 4, 2022

Dear Teachers,

Welcome back to another season of the Applause Series with Des Moines Performing Arts! We are so excited to invite you back to the theater and are eager to welcome you to the 100 Acre Woods with the beloved, Winnie the Pooh!

This new musical adaptation of the classic tale stars the most charming puppets, crafted by designers to be just like the story brought to life on stage. We are excited to share the familiar characters and settings and add in some exciting new adventures for our youngest theater goers.

This Inquiry Guide is meant to provide additional teaching materials to help deepen your experience and help connect the theater to the classroom by providing frames for some of the big questions asked by the performance. The goal of the Inquiry Guide is to get students **connecting** and **thinking more deeply** about the work they see and the artists' message.

Thank you for your commitment both to your students and to providing them opportunities to experience the arts. We are SO happy you are coming to visit us.

See you at the theater,
Des Moines Performing Arts

TABLE OF CONTENTS

ENDURING UNDERSTANDINGS

Page 2

INQUIRIES

INQUIRY 1
CONNECTING TO
PERFORMANCE
Page 3

INQUIRY 2
CONNECTING TO SCIENCE/SS
Page 4

INQUIRY 3
CONNECTING TO SELF
Page 5

THINKING FORMS

Pages 6-10

Thank you to our donors

SUPPORT FOR DES MOINES PERFORMING ARTS EDUCATION PROGRAMS AND THE APPLAUSE SERIES IS PROVIDED BY THE LAURIDSEN FAMILY ENDOWMENT AND MANY DONORS INCLUDING

Judy & Lou Amodeo, Dixie Boettcher, Lori Bogart, Bravo Greater Des Moines, Jerry & Jean Caster, Greg & Sharon Chlebicki, Corteva Agriscience, Denise Daniels, Mary & Lynn Desotel, Jeff & Tari Eeling, Paula Farrell, Judith A. Lindquist Fund, Carol Grimm, Mike & Jane Harrell, Iowa Department of Cultural Affairs, Paula & Alan Joiner, Mary Ann Juhl, Allaire Jutting, Ron Klipfel, Bill & Beth Koenig, Russ & Mary Marshall, Jason & Yelena Meier, Jim & Barbara Miles, Mary Miller, Paul & Ann Mills, Nationwide, Sally Patton, Bob & Mary Lu Parks Endowment Fund, Polk County Board of Supervisors, Prairie Meadows, Principal Foundation, Al & Sue Ravenscroft, Robert & Diane Reed, Mark & Janet Rosenbury, John & Julie Schreurs, Gary G. & Sherry A. Schultz, Connie Sheesley, Illuminated Marketing & Development, Matt & Jennifer Suhr, Catherine W. Yung & Jeffrey J. Webb, West Bancorporation Foundation, Inc., Annette & Michael West, Gary Wiele, Essex Meadows Inc., Jan WisexlEndowment Fund

Enduring Understandings

Overarching (aka, “big”) ideas that are central to the core of the artistic discipline and may be transferred to new learning beyond the performance.



Photo credit: Disney

1. Friends can work together to help one another be stronger, braver and smarter than we are by ourselves.
2. Communities work best when all the members can come together to help solve problems.

Inquiry 01

How did the characters in *Winnie the Pooh* learn from their friends to help them grow braver, stronger, smarter, or more patient versions of themselves?

Use the thinking form on [page i](#) to record how the characters were able to help their friends in the musical.

Who can be a teacher? Does it have to be a grown-up? Or can anyone be a teacher?

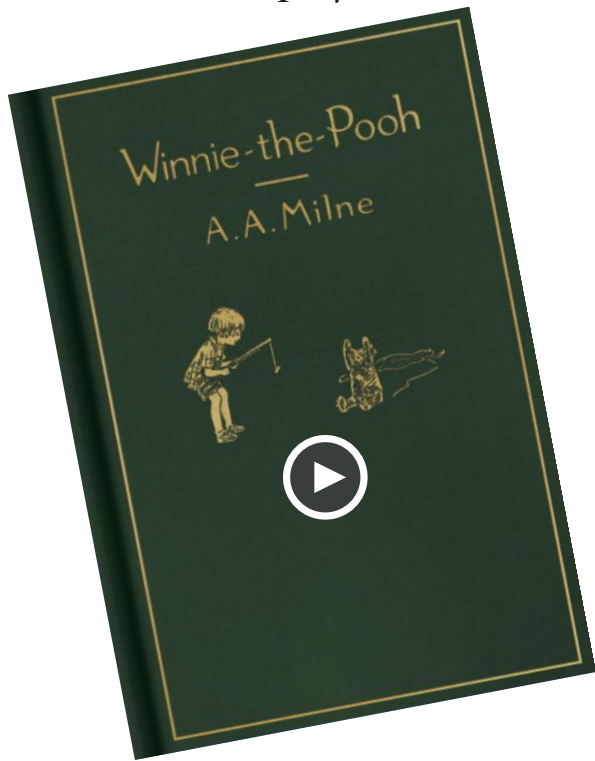
Use the thinking form on [page ii](#) to help students brainstorm who can be teachers and ways that they can teach others.



Photo credit: Disney

Inquiry 02

How does a story change when it takes on different forms – a movie, a book, a cartoon, or a play?



Read

Read an excerpt of *Winnie the Pooh, House on Pooh Corner* to your students or listen along with the recording linked to the left.

Watch

Watch one of these animations of *Winnie The Pooh Mini Adventures* or find one of your own!



www.youtube.com/watch?v=jmHvyIMWBMg



www.youtube.com/watch?v=sZBFfpg1gjY

Compare

Spot the differences and the similarities between the book, the animation and the play.

Record your ideas on the thinking form on [page iii](#).

Inquiry 03

What makes a good friend? How are you a good friend to others?

Remind the class about the definition of a characteristic.

Characteristics are features or qualities that make a person or a thing different from others. For example, the ability to camouflage is a characteristic of the chameleon.

Create a list of characteristics that make a good friend, or create a Jamboard or Padlet and have students add their suggestions.

What does a good friend do? What does a good friend say? How does a good friend make you feel?

Ask students to select which characteristics best apply to them and consider a time when they demonstrated that characteristic.

Students can use the comic template on [page v](#) to illustrate their experience of being a good friend. Emphasize using speech and thought bubbles to show the action of their story.



Photo credit: Disney

Thinking Form

Inquiry 1 (page 3)

Draw a line to connect the helper to the character they helped. Label how they helped their friend.



This character	helped	this character.
Winnie the Pooh	helped to be brave	Winnie the Pooh
Piglet		Piglet
Kanga		Kanga
Roo		Roo
Tigger		Tigger
Owl		Owl
Eeyore		Eeyore
Christopher Robin		Christopher Robin

Thinking Form

Inquiry 1 (page 3)



Who are your teachers?



What does a teacher do?

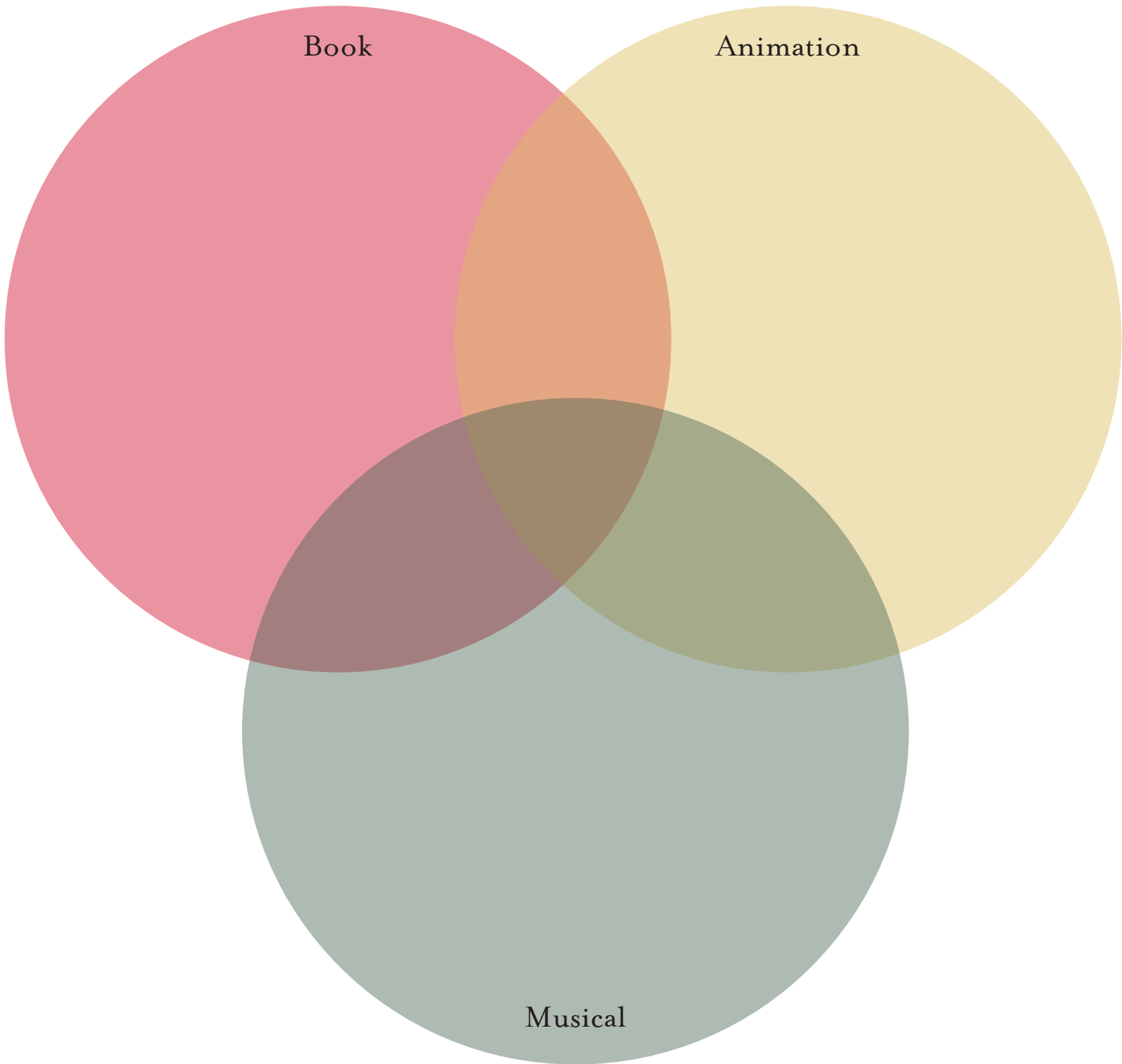


What can you teach others?



Thinking Form

Inquiry 2 (page 4)



Thinking Form

Inquiry 3 (page 5)
